



 VIDEO DOOR PHONE SYSTEMS

Video door phone system kits

IF YOU LOVE YOUR BUILDING

urmet

The company

URMET

Urmet is an Italian company established in Turin in 1937. It designs, develops and sells building automation products and systems.

Video door phone systems, telephony, smart home, professional intrusion alarm systems, video surveillance and fire alarm systems: solutions for every industry, developed in line with market demands.

Urmet stands out for its flair for innovation and for the development of kits that speed up installation and simplify function management, for residential, office and industrial buildings.

URMET GROUP


Urmet Group is made up of more than 60 companies that ensure a widespread and consolidated presence all over the world. The Group soon developed at international level and now plays a major role on the international scene.

The head office is in Turin, where the Research & Development, Marketing, Logistics, Administration and Finance departments operate.

IP KITS

New kits with IP technology and VOG7 monitor, the first connected video door phone with **proprietary built-in voice assistant**, that can also be controlled with **gestures**.

[Find out more on page 12.](#)



"Hey Urmet,
open the door"

NOTE2 KIT WITH BUILT-IN WI-FI

The ease of 2-wire technology in the new kit with call forwarding to smartphone built in the video door phone with even more integrated functions such as video surveillance, access control with digital key, Yokis home control.

[Find out more on page 18.](#)



2VOICE KIT

All the versatility and expandability of the 2voice system in one kit, together with the possibility of adding additional activations, surveillance cameras or other optional services.

[Find out more on page 22.](#)

2-WIRE KIT

The cost-effective solution easy to install for one-family and two-family houses with basic needs, without compromising on aesthetic appearance.

[Find out more on page 24.](#)



Urmet kits

Practical, convenient, simple to choose and to install.

A convenient package contains everything you need to install a door phone or video door phone system, offered at attractive prices. The Urmet range of kits allows choosing among several design styles and finding the most suitable solution for audio or video door phones.

Door phones and video door phones



VOG7

NEW

The first connected video door phone that can be managed in touchless mode **through proprietary built-in voice assistant** or **with gestures**.

IP
com



1741 BASIC

NEW

7-inch touchscreen video door phone with IP video door phone functions.

IP
com



2-wire vModo

NEW

7-inch video door phone with touchscreen controls, **built-in Wi-Fi** for call forwarding function and Yokis radio transmitter on board.

2
WIRE



2voice vModo

7-inch video door phone with soft-touch controls, Yokis activations and timed mute.

2
voice



Miro range

Available in hands-free or with handset versions, each with video and audio, they give access to all video door phone system features and allow easy control of building automation systems with Yokis modules.

2
voice | IP
com



Utopia

Door phone with electronic call equipped with button for secondary services (e.g. staircase light control).

1
+N

Broad choice of devices

The entry panels and monitors that make up the kits adapt to stylistic and installation requirements. Classic and modern designs, always easy to apply and install, are compatible with all system technologies.

Entry panels



Alpha

The modular entry panel by Urmet that combines design, sturdiness and performance. Maximum flexibility with innovative technological solutions.



Mikra2

One-family and two-family vandal-resistant entry panel with front side in Zamak and wide-angle camera.



Mikra

One-family audio entry panel, featuring compact, wall-mounted design.



Integrated functions

1. CALL FORWARDING TO SMARTPHONE

For all Urmet video door phone systems.

All Urmet kits are compatible with CallMe, the call forwarding system allowing you to use a smartphone or tablet to answer the video door phone and open doors and gates even when you are not at home.

For apartment buildings or single users

CallMe is the solution available for both single users (villas and apartments) and entire apartment buildings.

CallMe allows adding the call forwarding function to smartphone to an existing system without replacing the door phone or video door phone.



Does not require the replacement of the old video door phone



Allows call forwarding up to 4 mobile devices



Allows intercom calls to mobile devices



Greater comfort

Are you in your garden, on the terrace or in front of the TV? No need to stand up: with Urmet call forwarding systems you don't have to stop what you're doing to answer the door.



Greater convenience

Is there a parcel for you and you are not at home? With Urmet call forwarding systems you can speak with the courier and arrange a new delivery or open the door to leave the parcel to a neighbour.




More possibilities

Have you got a second house? With the Urmet call forwarding systems you can check who's ringing and manage your calls at any moment.



Greater security

Have you left elderly people alone at home? With Urmet call forwarding systems you can check who's ringing and answer in their place. In addition, they can call you on your smartphone without having to look for your mobile number: they simply have to press the key on the door phone and get in touch.



Multi-user CallMe*

For apartment buildings, the only and most cost-effective on the market.

The multi-user CallMe device can be installed in the common rooms of the building, to be used if there is a shared internet connection.

- > It works with all 2Voice systems, both audio and video, already installed.
- > It requires no intervention in the apartments, or replacement of the devices already installed.
- > It works with all 2Voice outdoor stations, including door phones.
- > It allows, on call, seeing the video simultaneously on the video door phone and on the smartphone.
- > THE auto-on function from smartphone is unlimited up to 127 users.
- > IT is affordable, with subscription and installation costs shared among residents.



Single-user CallMe

For villas or single apartments.

THE **CallMe** device must be installed next to the video door phone. It can be mounted quickly on a DIN board or on a wall using the **installation kit**, it takes up little space and there is no need for masonry work.

- > It can be installed in flats **without any intervention inside the riser.**
- > It does not require any additional power supply for up to **12 indoor stations.**
- > It connects to the **ADSL available in the flat** through Wi-Fi or network cable.
- > It also allows forwarding a call to up to **4 different mobile devices** and allows making intercom calls.
- > Available for 2Voice systems (item no. 1083/58A), for 2-wire systems (item no. 1722/58A) and for analogue systems (item no. 9854/58 for 4+n systems only).



CallMe also for IPerCom system

To forward video door phone calls to smartphones simply download the CallMe app from the stores, **without adding any device.**



Urmet CallMe app for all Urmet video door phone systems is free on the stores.



*Solution not included in video door phone system kits. Please contact our sales network for information.

Integrated functions

2. HOME CONTROL IN ONE KIT

With Yokis, managing your home smart functions has never been so easy!

Yokis is a complete range of digital microprocessor modules, able to create simple smart home systems that allow the management of window shutters, lights and automated systems, both for single modules and for groups of modules, using centralisations and scenarios.

Thanks to **integration between Urmet and Yokis technologies**, it is possible to create centralisations and scenarios **by pressing a button on the video door phone without further wirings** and use controls, timers for indoor/outdoor lights, window shutters and some other functions, such as garden irrigation.



Easy configuration and control

Whether it be simple lighting control or activating an 'I'm going out' scenario, all it takes is to **program the 'connected' features** of the house on the monitor through the **Yokis Pro** application, intended for the installer.



Management of home automation functions via Yokis Hub

The **Yokis Yno app** allows the end user to manage and customise the smart home system from his/her smartphone.



Control of lights and window shutters via radio

By **simply matching** the buttons on the video door phone, several functions can be enabled: for example, a button closes simultaneously, in centralised mode, all the house window shutters, while another button can switch off the lights of one or all rooms.



Scenario and activation programming

Programming and timing activation of scenarios **directly on Urmet video door phones** is simple and fast, allowing you to set the most suitable parameters.

Yokis and smart home

An efficient and integrated ecosystem for connection between devices, easy to install and program, that can be managed from different points, locally or remotely: the Urmet smart home. Functions in the rooms of a house can be activated with voice commands through Alexa and Google Assistant; from smartphone with the Yno app; from a home monitor and directly through a connected switch.



URMET VIDEO SMART LINE WI-FI CAMERAS



Android app
Yokis Pro

FAST AND EFFICIENT PROFESSIONAL TOOL FOR THE INSTALLER

INTEGRATED URMET VIDEO DOOR PHONE SYSTEMS



ZENO PRO WIRELESS INTRUSION ALARM



YOKIS RADIO CHRONOTHERMOSTAT

LOAD MONITORING SYSTEM




Yokis hub

Yno
App



Yokis devices, centralisations and scenarios that can also be controlled with voice commands

ELECTRIC SYSTEM CONNECTED WITH THE NEW RANGE OF SMART COMMANDS **NEW**

Security

The integration of several functions in the video door phone ensures a **higher security level**. Checking outdoor camera shootings, being able to forward an emergency call and receive alarm notifications makes control easier and offers peace of mind to the building owners.

WITH URMET, 4 WAYS TO ENHANCE SECURITY



Wide-angle camera

The wide-angle camera of **Alpha entry panels** allows a wide and complete view of the area near the entrance, thanks to a very high image quality, **even with no light and during the night**.



Integration of cameras with video door phone

- a. A video door phone connected to the network can be used as camera and integrated in the video surveillance system.
- b. The video door phone camera can be activated without an external call, to check the surrounding area, at any time.
- c. The video surveillance system cameras can be directly controlled from the video door phone: in fact, their **auto-on** function can be activated in case of suspicious noise.



Intrusion alarm system control

The **Urmec 1068 alarm system** can be integrated with the video door phone systems and the control and management Urmec Secure app installed on monitor (IP VOG7 kit). This allows enabling or disabling the alarm also via video door phone and viewing the surveillance camera images.



Emergency call through voice command

The 'Panic' function on the video door phone allows activating an emergency call. With the **VOG7 monitor**, the panic call can **also be activated with the voice**, if you are not near the device, or with a gesture. The panic call is forwarded to the connected smartphone and can be done with hands-free conversation mode. The panic call is sent to the CallMe app regardless of the VOG7 monitor status (therefore also when it is in LOCAL or FORWARDING mode).



High security performance with Alpha

> The **IP kits** that include the **Alpha entry panel** allow recording all the external calls on a NVR and listening and checking them at a later time.

Find out more on page 12.



Villa IP kit |PerCom

The new vandal resistant Villa IP Kits are complete and do not require any additional devices. Thanks to the IPerCom IP system, video surveillance, lift control and building automation functions can be integrated.

The following Apps are already installed in the **VOG7** video door phone: **Urmet CallMe** for call forwarding;

Urmet Secure for control of home cameras and alarm system; and **Yokis Yno** that allows managing and customising the Smart Home system.



Up to 16 video door phones calling at the same time



No limit for the number of outdoor calling stations



Optional addition of other surveillance cameras



Call forwarding to smartphone through **Urmet CallMe app**



Alpha entry panel
Shock resistance and protection against the infiltration of liquids and fine dust



Mikra2 entry panel
Shock resistance and protection against the infiltration of liquids and fine dust



Video surveillance*



Intrusion alarm*



Building automation*



Radio mode scenario and activation control*



Voice and gesture commands*



FEATURES

- > Silent video auto-on function
- > Electronic call
- > Volume adjustment with Mute and visual warning
- > Internal/external audio channel volume adjustment
- > Contrast and brightness adjustment
- > Supplementary button for second electric lock/staircase light
- > Timed electric lock opening (300ms - 3 - 6s)

*On VOG7 only



URMET CALLME
VOG7 and 1741 BASIC monitors allow forwarding a video door phone call on smartphones and tablets through the **CallMe** app. You can answer your video door phone from the App, as well as open the door and driveway gate and activate the mute function on the local microphone, if needed.



VOG 7, complete control with voice and gestures

Now VOG7 allows using the video door phone **without physical contact**, using voice commands or hand gestures. VOG7 is the **first connected video door phone with proprietary built-in voice assistant**: no accessory devices or external voice assistants are required so, when installed, voice controls are immediately available and usable.


VOG7 also allows turning **gestures** into commands, to use the usual video door phone system functions or smart activations of home devices.

A new way of interacting with the video door phone

- > The built-in voice assistant **does not require any voice learning procedure**.
- > **All functions** available on VOG7 **can be managed through voice and gesture commands**: in addition to door opening and the typical video door phone functions, it is also possible to request to view the outdoor cameras or enable/disable Yokus building automation scenarios.
- > For **greater security level**, it is possible to request a gesture for door opening command confirmation, to avoid that unwanted commands are sent from outside.
- > For optimal user experience, it is possible to **customise voice commands** with words or sentences more suited to your preferences.

When somebody is ringing, simply say ***“Hey Urmet, open the door”*** to open the door and allow the person to come in.

For greater security, it is possible to combine this function with a confirmation gesture.



To view the images of outdoor cameras in real time on VOG7 monitor, simply say ***“Hey Urmet, show cameras”***.



Greater security and ease of interaction

What VOG7 can do with voice commands and gestures

Video door phone functions that can be activated with voice commands

- > Answer video door phone calls
- > Open the pedestrian door and the driveway gate
- > Call the gatekeeper lodge exchange of the apartment building
- > In case of need, forward a request for help, using the panic call function
- > Enable/disable the video door phone MUTE function

Special functions

- > View the outdoor surveillance cameras
- > Enable Yokis building automation scenarios and additional commands, such as window shutters, irrigation, etc.
- > Enable mixed scenarios, for example “I’m going out” or “I’m back”

Functions that can be activated with gestures:

- > answer the video door phone call
- > open the door
- > open the driveway door
- > call the gatekeeper lodge exchange
- > enable the auto-on function on the video door phone.

Urmet, user-friendly video door phones

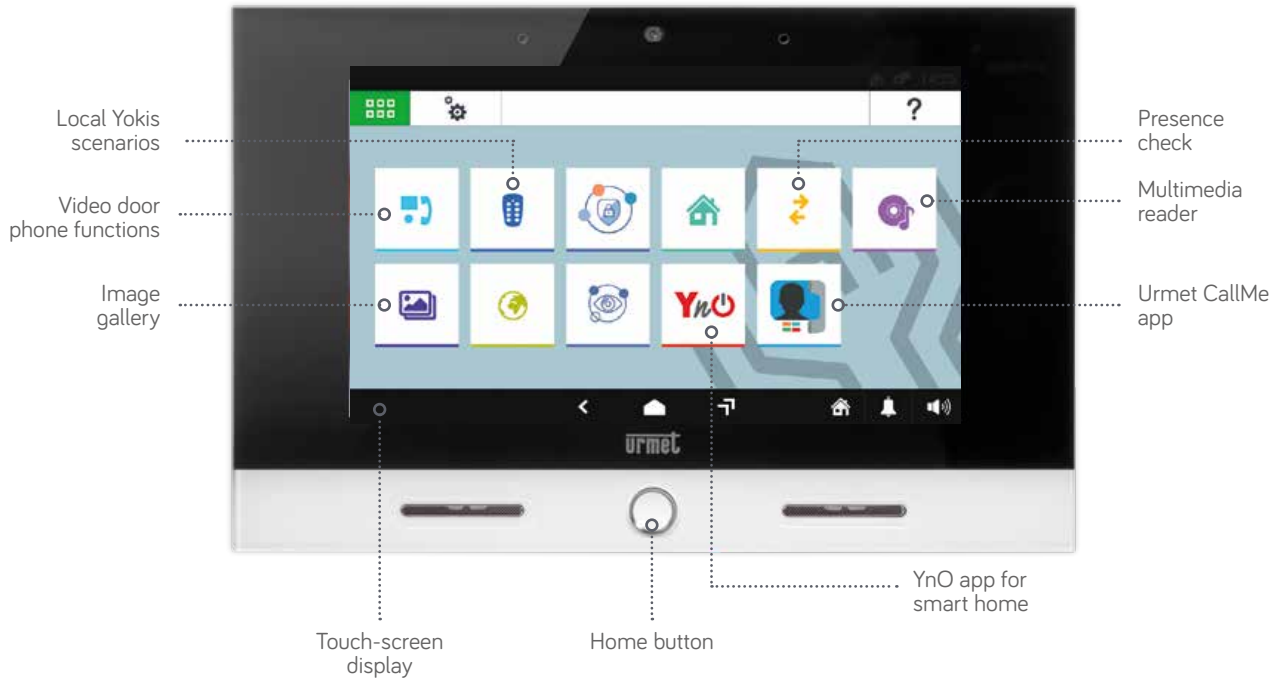
It is possible to customise VOG7 and 1741 BASIC interface depending on different usage needs. For example:

- > for **elderly people** it is possible to set a simplified layout with only 3 large icons to answer the call, open the door or the gate. During the conversation, 2 other icons will be displayed to switch on the camera or acquire the displayed image.
- > by activating the proper **function for blind people**, after a call 2 coloured bars are displayed: it is possible to answer by touching the screen from left to right, and to end the call by touching in the opposite direction. Tap once on the display to open the door, touch in the opposite direction to end the call. All actions are followed by a voice confirmation.

In addition, for **deaf people**, a confirmation message is displayed after each action.



The entire Urmet offer integrated in one monitor



The complete solution for home comfort and control

With VOG7 you can manage your home thanks to the **Yokis Yno app pre-installed on the monitor**. In addition to lights, window shutters, gates and temperature adjustment, the Yokis Yno app also allows you to control the Zeno wireless intrusion alarm system and the Urmet Wi-Fi cameras of Video Smart range.

For example, before going out, just say **“Hey Urmet, I’m going out”** to enable the door phone answering machine or the function for call forwarding to smartphone on VOG7, together with the scenario that lowers window shutters and switches off the lights in the house.





When returning home, just say “Hey Urmet, I’m back” to restore the operating mode to “Local” and, if provided for in the scenario, raise the window shutters and switch on the light in the room.







REFERENCES

VILLA IP KITS

1060/633	<p>ONE-FAMILY VIDEO KIT WITH MIKRA2 ENTRY PANEL AND VOG7 VIDEO DOOR PHONE</p> <p>The kit includes:</p> <ul style="list-style-type: none"> > no. 1 1761/31 VOG7 7" IP touchscreen video door phone > n. 1 1060/21 Mikra2 1-button entry panel > no. 1 1039/44 PoE Switch 4 + 4 ports <p>The kit can also be installed within existing IP networks.</p> <p>Entry panel with H 115° - V 85° wide-angle camera and 3 LEDs for system status indication.</p>	 <p>Yokis INSIDE</p>
1060/634	<p>ONE-FAMILY VIDEO KIT WITH MIKRA2 ENTRY PANEL AND VOG7 1741 BASIC VIDEO DOOR PHONE</p> <p>The kit includes:</p> <ul style="list-style-type: none"> > no. 1 1741/1 1741 BASIC 7" IP touchscreen video door phone > no. 1 1060/21 Mikra2 1-button entry panel > no. 1 1039/44 PoE Switch 4 + 4 ports <p>The kit can also be installed within existing IP networks.</p>	

EXPANDABLE VILLA KITS

1060/643	<p>EXPANDABLE VIDEO KIT WITH ALPHA ENTRY PANEL AND VOG7 VIDEO DOOR PHONE</p> <p>The kit includes:</p> <ul style="list-style-type: none"> > no. 1 1761/31 VOG7 7" IP touchscreen video door phone > no. 1 Alpha 1-button entry panel with frame, front unit and flush-mounting box > no. 1 1039/44 PoE Switch 4 + 4 ports <p>The kit can also be installed within existing IP networks.</p> <p>Possibility of expanding the kit to multi-user systems with the addition of button modules and video door phones.</p>	 <p>Yokis INSIDE</p>
1060/644	<p>EXPANDABLE VIDEO KIT WITH ALPHA ENTRY PANEL AND 1741 BASIC VIDEO DOOR PHONE</p> <p>The kit includes:</p> <ul style="list-style-type: none"> > no. 1 1741/1 1741 BASIC 7" IP touchscreen video door phone > no. 1 Alpha 1-button entry panel with frame, front unit and flush-mounting box > no. 1 1039/44 PoE Switch 4 + 4 ports <p>The kit can also be installed within existing IP networks.</p> <p>Possibility of expanding the kit to multi-user systems with the addition of button modules and video door phones.</p>	

ACCESSORIES

1060/84	ACTUATOR RELAY, IPERCOM SYSTEM
1717/52	TABLE STAND FOR 7" IP VIDEO DOOR PHONES
1760/61	FLUSH-MOUNT KIT FOR 7" IP MONITOR
1125/52	SET OF 10 DUAL-TECHNOLOGY PROXIMITY KEYS
1784/54	ILA MODULE AND PROXIMITY KEY READER FOR MIKRA2
1723/46	NUMERIC KEYPAD DOOR OPENING MODULE, MIKRA2
1168/45	PROXIMITY KEY READER MODULE, ALPHA, BLACK
1168/46	NUMERIC KEYPAD DOOR OPENING MODULE, ALPHA, BLACK
1761/31	VOG7 VIDEO DOOR PHONE, 7" TOUCHSCREEN, IP SYSTEM, WHITE
1761/33	VOG7 VIDEO DOOR PHONE, 7" TOUCHSCREEN, IP SYSTEM, BLACK
1741/1	1741 BASIC VIDEO DOOR PHONE, 7" TOUCHSCREEN, IP SYSTEM
1160/3	MIRO HANDS-FREE DOOR PHONE, IPERCOM SYSTEM

NOTE2 kits with built-in Wi-Fi

NOTE2 is the kit with 2-wire technology that combines ease of installation and **advanced features**. With the built-in Wi-Fi connection, it is possible to manage **video door phone calls, open the gate or driveway door, check outdoor camera shootings and receive alarm notification** from your smartphone.

With the NOTE2 kit, the video door phone becomes a **multi-function monitor** that can manage **building automation functions** of your home, display the **surveillance cameras** and be used as **thermostat**.



2 wires everywhere



Intercom calls, floor call and call repetition



Up to 4 video door phones in parallel



Up to 2 outdoor entry panels



IK07



IP55

Shock resistance and protection against the infiltration of liquids and fine dust



Up to 250 m between indoor and outdoor station



Management of double pedestrian and driveway lock



Door opening with proximity keys



Call forwarding to smartphone through **Urmet CallMe app**



Radio mode scenario and activation control



Video surveillance



Building automation

FEATURES

- > 7" touchscreen video door phone with **built-in Wi-Fi for call forwarding function**
- > **Yokis radio transmitter on board** for management of 8 building automation scenarios + 6 composite scenarios with programmable delay
- > 2 programmable local contacts
- > Entry panel with door open or mail in the mailbox detection input
- > Input for **temperature sensor and on/off boiler management**
- > Electronic POST-IT function
- > Timed MUTE function
- > Zamak entry panel with **wide-angle camera** (113°H – 92°V)
- > **Proximity key reader** (5/10 keys supplied with the kit)
- > Input for surveillance camera, plus 4 outdoor cameras with dedicated switch
- > Alarm input with notification sent to Urmet CallMe app
- > Instead of call forwarding to smartphone, it is possible to activate the **video door phone answering machine function (32 x 10" messages)**, that allows you to **store short video clips for missed calls** with date and time

Even more functions that can be managed via smartphone


The NOTE2 kit makes your home more comfortable: **one home management monitor**, with the ease of **built-in Wi-Fi**, to forward video door phone calls to smartphones when you are not at home.

Yokis smart home function management

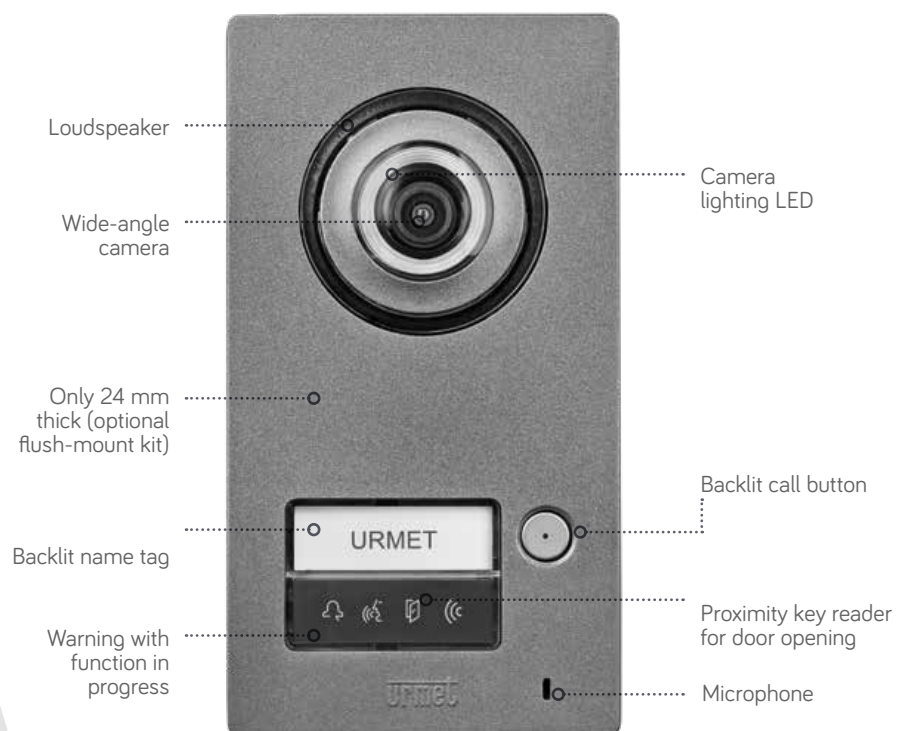
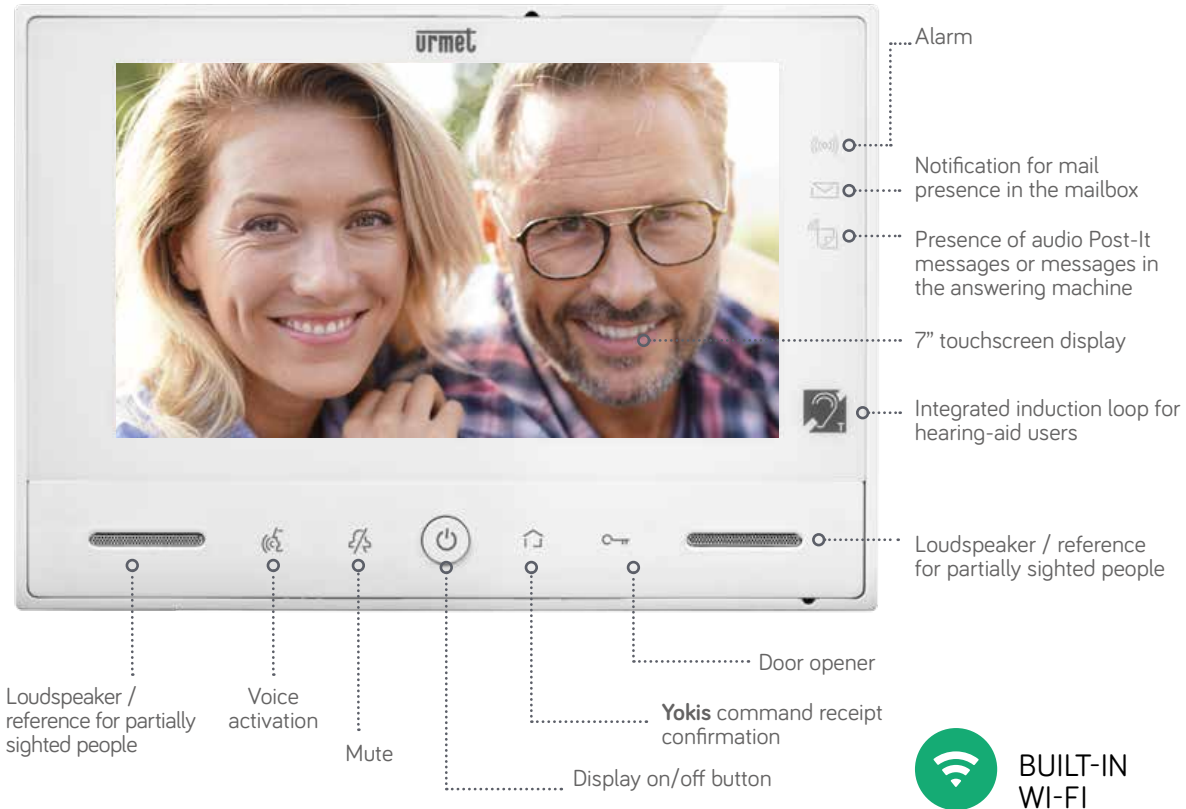
- > Thanks to the **Yokis transmitter on board** it is possible to control up to **8 activations** of lights, window shutters or curtains and **6 mixed scenarios**, each can be operated by pressing a video door phone button. Each button can be customised with a name and a symbol. IT is also possible to create a **daily and weekly schedule** for each activation/scenario.
- > The video door phone also features 2 buttons to control **2 local contacts for additional services**.
- > The input for Yokis **temperature probe** allows you to use the video door phone as **thermostat**, combining a programmed temperature threshold with the activation of an output contact to control the boiler start-up.

Unparalleled expandability and security

- > For each home, it is possible to have **up to 4 video door phones with simultaneous call**.
- > Each video door phone allows you to perform an intercom call to the other devices installed in the home or to call them simultaneously with a general call. In case of two-family kit, it is also possible to call the video door phone installed in the other home.
- > The video door phone allows you to view **up to 4 surveillance cameras** in sequence, plus a fifth camera directly connected to the video door phone.
- > Using the input for an alarm contact, it is possible to manage an **emergency call**; if connected to the output of an alarm control unit or to an external sensor for smoke, flood detection, etc., the video door phone will signal the alarm condition that will be forwarded to the smartphone connected to the system.






NOTE2 kit with built-in Wi-Fi





REFERENCES

NOTE2 KITS

1723/95	<p>NOTE2 WI-FI ONE-FAMILY VIDEO KIT, WITH MIKRA2 ENTRY PANEL AND VMODO VIDEO DOOR PHONE, 2-WIRE SYSTEM</p> <p>The kit includes:</p> <ul style="list-style-type: none"> > no. 1 1723/11 Secondary one-family video entry panel, Mikra2, for 1723 kit > no. 1 1723/98 vModo video door phone, 7" touchscreen, master for 2-wire kit > no. 1 1723/112 Audio/video inductance, for 1723 kit > no. 1 1723/20 System power supply unit for 1723 kit > no. 5 Proximity keys for door opening 	 
1723/96	<p>NOTE2 WI-FI TWO-FAMILY VIDEO KIT, WITH MIKRA2 ENTRY PANEL AND VMODO VIDEO DOOR PHONE, 2-WIRE SYSTEM</p> <p>The kit includes:</p> <ul style="list-style-type: none"> > no. 1 1723/12 Secondary two-family video entry panel, Mikra2, for 1723 kit > no. 2 1723/98 vModo video door phone, 7" touchscreen, master for 2-wire kit > no. 1 1723/112 Audio/video inductance, for 1723 kit > no. 1 1723/55 4-user video distributor for 1723 kit > no. 1 1723/20 System power supply unit for 1723 kit > no. 10 Proximity keys for door opening 	 

ACCESSORIES

1723/11	SECONDARY ONE-FAMILY VIDEO ENTRY PANEL, MIKRA2, FOR 1723 KIT
1723/12	SECONDARY TWO-FAMILY VIDEO ENTRY PANEL, MIKRA2, FOR 1723 KIT
1723/100	MIKRA2 SPARE TAG SET
1723/102	SET OF 10 PROXIMITY KEYS, FOR 1723 KIT
1723/112	AUDIO/VIDEO INDUCTANCE, FOR 1723 KIT
1723/20	SYSTEM POWER SUPPLY UNIT FOR 1723 KIT
1723/22	LOCAL TRANSFORMER FOR 1723 KIT
1723/97	VMODO VIDEO DOOR PHONE, 7" TOUCHSCREEN, ADDITIONAL FOR 2-WIRE KIT 1723
1723/60	HANDS-FREE 7" DISPLAY VIDEO DOOR PHONE FLUSH-MOUNT KIT
1723/50	FLUSH-MOUNT KIT FOR MIKRA2 ENTRY PANEL
1723/51	SWITCHING ACTUATOR RELAY FOR TWO ENTRY PANELS, 1723/95 E/96 KITS
1723/69	VIDEO INTERFACE UP TO 4 SURVEILLANCE CAMERAS FOR 1723 KIT
1723/55	4-USER VIDEO DISTRIBUTOR FOR 1723 KIT



URMET CALLME

The Note2 kit with built-in Wi-Fi allows you to forward a video door phone call to smartphones and tablets through the **CallMe App**, without any additional device. You can answer your video door phone from the App, as well as open the door and driveway gate and activate the mute function on the local microphone, if needed.



2voice villa kits

2voice villa kits feature **all the versatility and expandability of the 2voice system**, which provides longer distances and more extensions compared to normal 2-wire kits, as well as the possibility of adding **additional activations, surveillance cameras** or other optional services typical of a multi-user system. They are particularly suitable for detached house complexes with one or more shared entrances to the residential complex and possibly a manned surveillance post (for example, the building concierge room).



2 wires everywhere



Intercom calls, floor call and call repetition



Up to 4 monitors in parallel



Up to 6 outdoor entry panels



Shock resistance



Protection against the infiltration of liquids and fine dust



Management of double pedestrian and driveway lock



Up to 400 m between indoor and outdoor station

FEATURES

- > Zamak entry panel with wide-angle camera (113°H - 92°V)
- > Preset for call forwarding to smartphone through CallMe app
- > The 2voice kits with hands-free Miro also allow integration with Yokis commands to control 2 building automation scenarios from the video door phone.



URMET CALLME

Hands-free Miro and vModo are **CallMe-ready**: they allow you to forward a video door phone call to smartphones and tablets through the **CallMe App** and the **addition of the proper 1083/58A device**.

For further information, please contact the sales network.





REFERENCES

ONE-FAMILY 2VOICE VILLA KITS

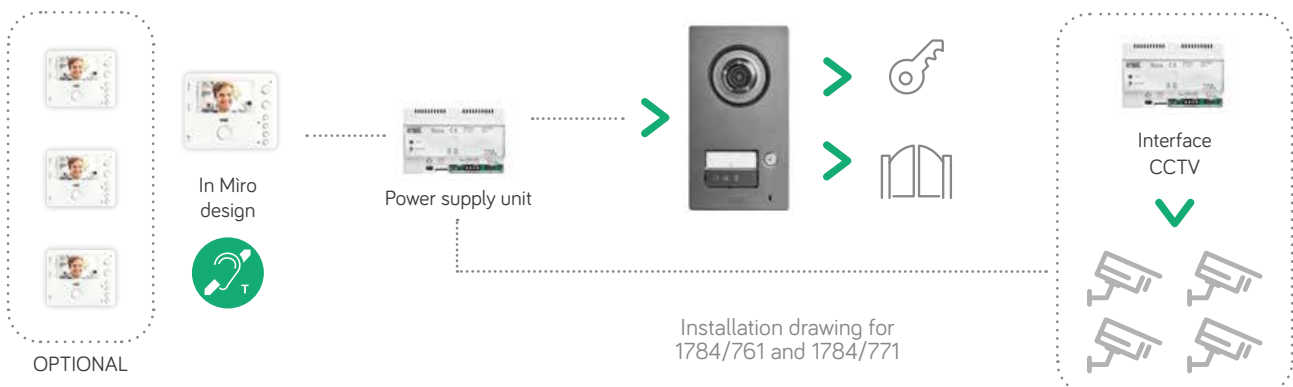
1784/761	<p>ONE-FAMILY VILLA KIT WITH MIRO COLOUR VIDEO DOOR PHONE</p> <ul style="list-style-type: none"> > no. 1 1784/1 One-family video entry panel, Mikra2, 2voice system > no. 1 1083/20A Power supply unit for 2voice system > no. 1 1750/1 Miro video door phone with handset, 4.3" display, 2voice system 	
1784/771	<p>ONE-FAMILY VILLA KIT WITH MIRO HANDS-FREE COLOUR VIDEO DOOR PHONE</p> <ul style="list-style-type: none"> > no. 1 1784/1 One-family video entry panel, Mikra2, 2voice system > no. 1 1083/20A Power supply unit for 2voice system > no. 1 1750/16 Miro hands-free video door phone, white, 4.3" display, with built-in Yokis transmitter, 2voice system 	
1784/773	<p>ONE-FAMILY VILLA KIT WITH VMODO COLOUR VIDEO DOOR PHONE</p> <ul style="list-style-type: none"> > no. 1 1784/1 One-family video entry panel, Mikra2, 2voice system > no. 1 1083/20A Power supply unit for 2voice system > no. 1 1719/1 vModo 7" video door phone 	

TWO-FAMILY 2VOICE VILLA KITS

1784/762	<p>TWO-FAMILY VILLA KIT WITH MIRO COLOUR VIDEO DOOR PHONE</p> <ul style="list-style-type: none"> > no. 1 1784/2 Two-family video entry panel, Mikra2, 2voice system > no. 2 1750/1 Miro video door phone with handset, 4.3" display, 2voice system > no. 1 1083/20A Power supply unit for 2voice system > no. 1 1083/55 4-user distributor 	
1784/772	<p>TWO-FAMILY VILLA KIT WITH MIRO HANDS-FREE COLOUR VIDEO DOOR PHONE</p> <ul style="list-style-type: none"> > no. 1 1784/2 Two-family video entry panel, Mikra2, 2voice system > no. 2 1750/16 Miro hands-free video door phone, white, 4.3" display, with built-in Yokis transmitter, 2voice system > no. 1 1083/20A Power supply unit for 2voice system > no. 1 1083/55 4-user distributor, 2voice system 	

ACCESSORIES

1750/1	MIRO VIDEO DOOR PHONE WITH HANDSET, 4.3" DISPLAY, 2VOICE SYSTEM
1750/6	MIRO HANDS-FREE VIDEO DOOR PHONE, WHITE, 4.3" DISPLAY, 2VOICE SYSTEM
1719/1	VMODO VIDEO DOOR PHONE, 7" SOFT-TOUCH, 2VOICE SYSTEM
1750/60	FLUSH-MOUNT KIT FOR MIRO VIDEO DOOR PHONE
1750/52	TABLE STAND FOR MIRO VIDEO DOOR PHONE
1723/50	FLUSH-MOUNT KIT FOR MIKRA2 ENTRY PANEL
1083/80	ACTUATOR RELAY, 2VOICE SYSTEM
1784/1	ONE-FAMILY VIDEO ENTRY PANEL, MIKRA2, 2VOICE SYSTEM
1784/2	TWO-FAMILY VIDEO ENTRY PANEL, MIKRA2, 2VOICE SYSTEM
1083/53	RISER DISTRIBUTOR, 2VOICE SYSTEM
1083/58A	CALLME CALL FORWARDING DEVICE, WITH AUTO-ON FUNCTION, 2VOICE SYSTEMS



2-wire villa kits

The 2-wire villa kits are the most cost-effective and easy to install solution for one-family and two-family villas with basic needs. They feature easy wiring of the 2 wires combined with the design lines of Mikra2 entry panel and Miro monitor.



2 wires everywhere



Intercom calls, floor call and call repetition



Up to 4 monitors in parallel



Shock resistance



Protection against the infiltration of liquids and fine dust



Management of double pedestrian and driveway lock



Up to 150 m between indoor and outdoor station

FEATURES

- > Video auto-on function
- > 2 non-polarized wires
- > Up to 4 monitors in parallel
- > Driveway gate control



URMET CALLME

Hands-free Miro and vModo are **CallMe-ready**: they allow you to forward a video door phone call to smartphones and tablets through the **CallMe App** and the **addition of the proper 1722/58A device**.

For further information, please contact the sales network.





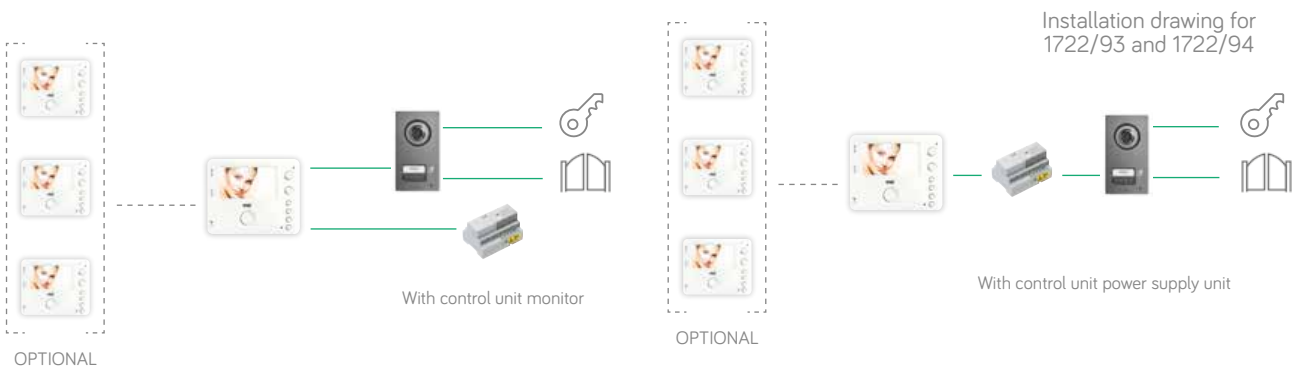
REFERENCES

2-WIRE VILLA KITS

1722/93	<p>ONE-FAMILY VIDEO KIT WITH MIKRA2 ENTRY PANEL AND MİRO HANDS-FREE VIDEO DOOR PHONE, 2-WIRE SYSTEM</p> <p>The Kit includes:</p> <ul style="list-style-type: none"> > no. 1 1722/115 Secondary one-family video entry panel, Mikra2, for 1722 kit > no. 1 1722/88 4.3" soft-touch Miro hands-free video door phone, additional for 2-wire kits of 1722 range > no. 1 1722/21 Power supply unit for 2-wire system > no.1 1722/112 Audio/video inductance, for 1722 kit 	
1722/94	<p>TWO-FAMILY VIDEO KIT WITH MIKRA2 AND MİRO HANDS-FREE VIDEO DOOR PHONES, 2-WIRE SYSTEM</p> <p>The kit includes:</p> <ul style="list-style-type: none"> > no. 1 1722/116 Secondary two-family video entry panel, Mikra2, for 1722 kit > no. 2 1722/88 4.3" soft-touch Miro hands-free video door phone, additional for 2-wire kits of 1722 range > no. 1 1722/21 Power supply unit for 2-wire system > no.1 1722/112 Audio/video inductance, for 1722 kit 	

ACCESSORIES

1722/88	4.3" SOFT-TOUCH MİRO HANDS-FREE VIDEO DOOR PHONE, ADDITIONAL FOR 2-WIRE KITS OF 1722 RANGE
9854/43	ADDITIONAL UNIVERSAL RINGER FOR INDOOR STATIONS
1750/52	TABLE STAND FOR MİRO VIDEO DOOR PHONE
1750/60	FLUSH-MOUNT KIT FOR MİRO VIDEO DOOR PHONE
1723/50	FLUSH-MOUNT KIT FOR MIKRA2 ENTRY PANEL
1722/55	4-USER VIDEO DISTRIBUTOR, FOR 1722 KIT
1722/58A	CALLME CALL FORWARDING DEVICE, FOR 1722 KIT



Analogue audio kits

2-WIRE VILLA KIT

The 2-wire villa kit item no. 1122/31 is ideal for turning a bell system into a door phone system with voice call service and door opening.

FEATURES

- > Can open a second gate without adding any wires
- > Selectable ring tones
- > Preferred conversation mode: hands-free or button pressed
- > Full-duplex conversation
- > Connection of up to 5 door phones in parallel (5 wires)
- > Call volume adjustment with Mute mode
- > Max distance 110 m
- > Power supply 12Vac



KIT

1122/31

ONE-FAMILY AUDIO KIT WITH MIKRA ENTRY PANEL AND UTOPIA DOOR PHONE, 2-WIRE SYSTEM



PRIMA installation drawing



Installation drawing of 1122/31 kit (automatic gate option)





VILLA 4+N KIT

The villa kit item no. 1122/601 is suitable for installing an audio system with 1 or 2 inputs for single or two-family house systems.



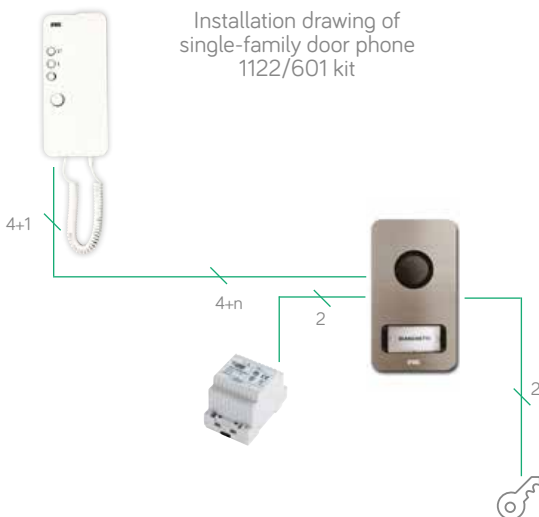
FEATURES

- > Preset to manage a second call from entry panel
- > Possibility of adding 2 additional buttons to each door phone for a total of 3 buttons for operating secondary services
- > Possibility of managing up to 2 audio inputs with the addition of a 788/51 relay box, 1122/1 entry panel (one-family)
- > Possibility of connecting up to 2 1150/1 door phones in parallel
- > Max distance 300 m
- > Power supply 12Vac

KIT

1122/601

TWO-FAMILY AUDIO KIT WITH MIKRA ENTRY PANEL AND MIRO DOOR PHONE, 5-WIRE SYSTEM


























URMET CALLME




The 1122/601 audio villa kit with Miro and Mikra is compatible with the CallMe app for call transfer to smartphone: it allows you to **forward a door phone call** to smartphones and tablets using the **CallMe App** and the **addition of the proper 9854/58 device**. For further information, please contact the sales network.







Function table

ITEM NO.	SYSTEM			ENTRY PANEL	INSTALLATION				IP	 H° x V°			
1060/633	 Per com	CAT5-7	200		surface wall or flush-mount installation	1	no limit	IK07	IP55	115° x 85°	yes	yes	yes
1060/634	 Per com	CAT5-7	200		surface wall or flush-mount installation	1	no limit	IK07	IP55	115° x 85°	yes	yes	yes
1060/643	 Per com	CAT5-7	200		surface wall or flush-mount installation	1	no limit	IK08	IP66	120° x 90°	yes	yes	yes
1060/644	 Per com	CAT5-7	200		surface wall or flush-mount installation	1	no limit	IK08	IP66	120° x 90°	yes	yes	yes
1723/95	 2 WIRE	2	200		surface wall or flush-mount installation	1	2	IK07	IP55	113° x 92°	yes	yes	yes
1723/96	 2 WIRE	2	200		surface wall or flush-mount installation	2	2	IK07	IP55	113° x 92°	yes	yes	yes
1784/761	 2 VOICE	2	400		surface wall or flush-mount installation	1	4	IK07	IP55	110° x 92°	yes	yes	yes
1784/771	 2 VOICE	2	400		surface wall or flush-mount installation	1	4	IK07	IP55	110° x 92°	yes	yes	yes
1784/733	 2 VOICE	2	400		surface wall or flush-mount installation	1	4	IK07	IP55	110° x 92°	yes	yes	yes
1784/762	 2 VOICE	2	400		surface wall or flush-mount installation	2	4	IK07	IP55	110° x 92°	yes	yes	yes
1784/722	 2 VOICE	2	400		surface wall or flush-mount installation	2	4	IK07	IP55	110° x 92°	yes	yes	yes
1722/93	 2 WIRE	2	150		surface wall or flush-mount installation	1	1	IK07	IP55	60° x 45°	yes	yes	yes
1722/94	 2 FIL	2	150		surface wall or flush-mount installation	2	1	IK07	IP55	60° x 45°	yes	yes	yes
1122/31	 2 WIRE	2	100		surface wall installation	1	1	-	IP44		yes	-	-
1122/601	 4 +N	5	300		surface wall installation	1	2	-	IP44		yes	-	-

 No. of cables between main monitor and entry panel
 Maximum distance between entry panel and monitor
 Number of users

 Maximum no. of entry panels
 Vandal resistant entry panel
 Protection class

 Wide-angle colour camera
 Second electric gate opening

 Call feedback
 Electric lock timer

ITEM NO.	INDOOR STATION																				
1060/633		7"	yes	yes	yes	yes	yes	yes	yes	yes	yes	yes	yes	20	no limit	no limit	yes	-	yes	yes	yes (8)
1060/634		7"	yes	yes	yes	yes	yes	yes	yes	yes	yes	yes	yes	20	no limit	no limit	yes	-	-	-	-
1060/643		7"	yes	yes	yes	yes	yes	yes	yes	yes	yes	yes	yes	20	no limit	no limit	yes	-	yes	yes	yes (8)
1060/644		7"	yes	yes	yes	yes	yes	yes	yes	yes	yes	yes	yes	20	no limit	no limit	yes	-	-	-	-
1723/95		7"	yes	yes	yes	yes	yes	yes	yes	yes	yes	yes	yes	4	5	3	yes	yes (2)	-	-	yes (8)
1723/96		7"	yes	yes	yes	yes	yes	yes	yes	yes	yes	yes	yes	4	5	4	yes	yes (2)	-	-	yes (8)
1784/761		4.3"	-	-	yes	yes	yes	yes	yes	-	yes	(*)	4	4	3	-	-	-	-	-	-
1784/771		4.3"	-	yes	yes	yes	yes	yes	yes	-	yes	(*)	4	4	2	-	yes (2)	-	-	-	-
1784/733		7"	-	yes	yes	yes	yes	yes	yes	-	yes	(*)	4	4	2	-	yes (2)	-	-	yes (2)	
1784/762		4.3"	-	-	yes	yes	yes	yes	yes	-	yes	(*)	4	4	2	-	-	-	-	-	-
1784/722		4.3"	-	yes	yes	yes	yes	yes	yes	-	yes	(*)	4	4	2	-	yes (2)	-	-	-	-
1722/93		4.3"	-	yes	yes	yes	-	yes	yes	-	-	(*)	4	4	2	-	yes (2)	-	-	-	-
1722/94		4.3"	-	yes	yes	yes	-	yes	yes	-	-	(*)	4	4	2	-	yes(2)	-	-	-	-
1122/31		-	-	-	-	-	-	-	-	-	-	(*)	-	-	-	-	-	-	-	-	-
1122/601		-	-	-	-	-	-	-	-	-	-	(*)	2	-	-	-	-	-	-	-	-

(*) Available with the addition of accessories

Video door phone display dimensions

Touchscreen display

Integrated induction loop for hearing-aid users

Different call tones

Auto-on function

Automatic door opening service

Additional ring tones

Staircase lights

Alarm/panic input

Door open indication

Integrated call forwarding function

Maximum number of video door phones with simultaneous call

Integration with surveillance cameras

Intercom service

Image memory

Wired outputs for additional activations

Voice commands

Gesture commands

Yokis radio transmitter on board (number of channels)

Sales network

For information about the purchase or the availability of the products specified in this document, contact Urmet S.p.A sales network. In order to find the sales agent in charge in your area, simply refer to the “Export Sales Network” page in the “Contact” section of the web page www.urmet.com.

Alternatively, you may scan the QR code provided herein with your smartphone or tablet.



To check the updates of the sales network, visit website: www.urmet.com >> Contacts >> Export Sales Network

All Urmet products bear the **CE** mark

Urmet S.p.A. reserves the right to make changes to its products at any time without prior notice.





2Voice and IPerCom are registered trademarks of Urmet S.p.A.

Printed in March 2022



URMET S.p.A.

Via Bologna, 188/C • 10154 Torino - ITALY

urmet.com • info@urmet.com • follow us on    

urmet